

5. Determine in which quadrant each point lies. Use Example 4 as a guide.

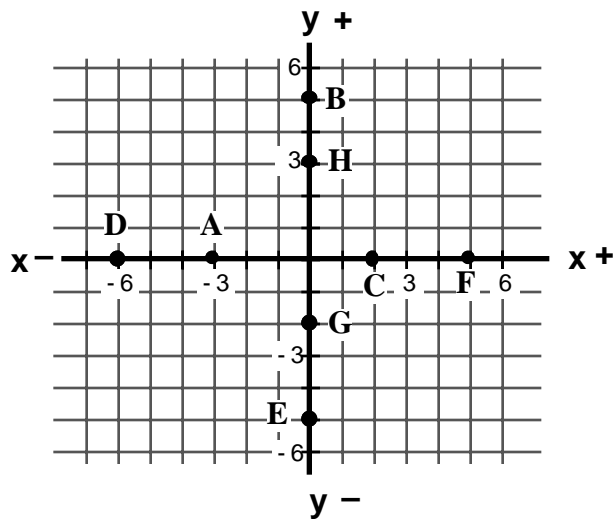
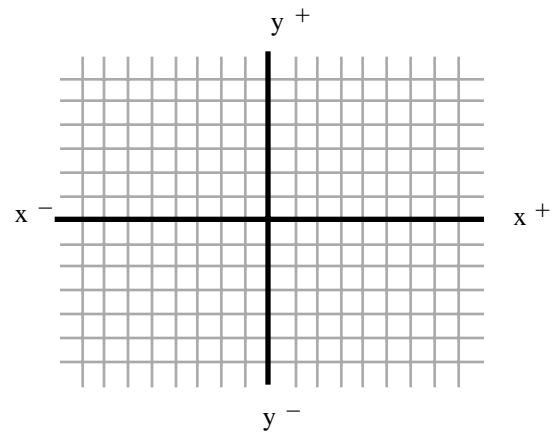
- a) (8, - 2) b) (- 2, - 2) c) (- 3, 5) d) (1, 4)
- e) (- 10, -15) f) (- 8, 12) g) (1, - 20) h) (26, 34)

6. Describe where the point is located in the x-y-plane. Identify the intercept.

- a) (0, 6) b) (- 5, 0) c) (3, 0)
- d) (0, - 1) e) (0, 0)

7. Plot each of these points in the x-y-plane provided. Be sure to label each one with its ordered pair.

- a) (0, - 6)
- b) (-3, 0)
- c) (2, 0)
- d) (0, 4)



8. Given the graph at the right, identify the ordered pair of each point shown.

- a) A (,) b) B (,)
- c) C (,) d) D (,)
- e) E (,) f) F (,)
- g) G (,) h) H (,)

9. Plot the given point and then follow the directions to find *one* other point. Use example 7 as a guide.

- a) The first point is (1, 6). Find another point by moving (counting) *down* 5 spaces and to the *left* 7 spaces. Plot and label this new point.

New point: (,)

- b) The first point is (-2, -4). Find another point by moving (counting) *down* 2 spaces and to the *right* 6 spaces. Plot and label this new point.

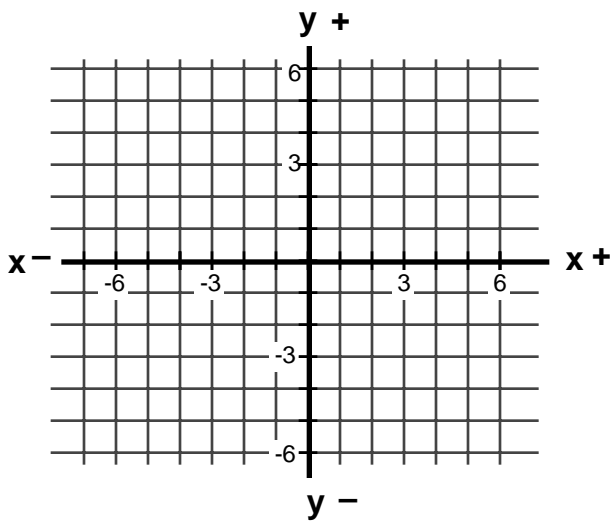
New point: (,)

- c) The first point is (0, 3). Find another point by moving (counting) *down* 3 spaces and to the *left* 2 spaces. Plot and label this new point.

New point: (,)

- d) The first point is (5, -4). Find another point by moving (counting) *up* 2 spaces but don't move left or right. Plot and label this new point.

New point: (,)



For (a), (b), (c) and (d).

- e) The first point is (4, 0). Find another point by moving (counting) *up* 5 spaces and to the *left* 3 spaces. Plot and label this new point.

New point: (,)

- f) The first point is (-3, 1). Find another point by moving (counting) *up* 1 space and to the *left* 3 spaces. Plot and label this new point.

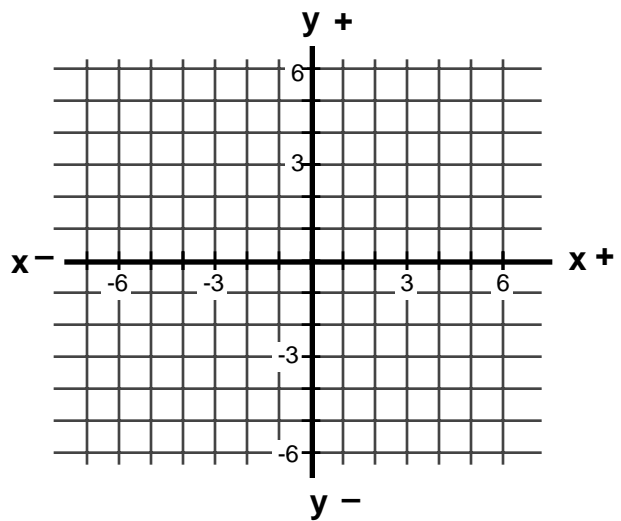
New point: (,)

- g) The first point is (-6, -5). Find another point by moving (counting) *up* 2 spaces and to the *right* 6 spaces. Plot and label this new point.

New point: (,)

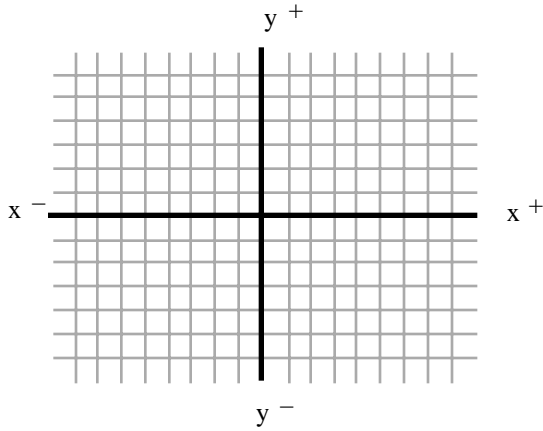
- h) The first point is (6, -6). Find another point by moving (counting) *left* 4 spaces but don't move up or down. Plot and label this new point.

New point: (,)

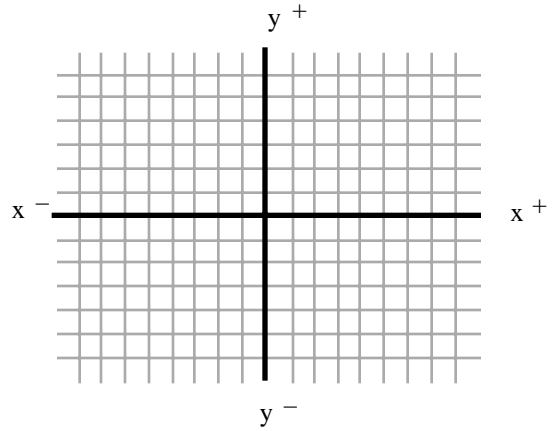


For (e), (f), (g) and (h).

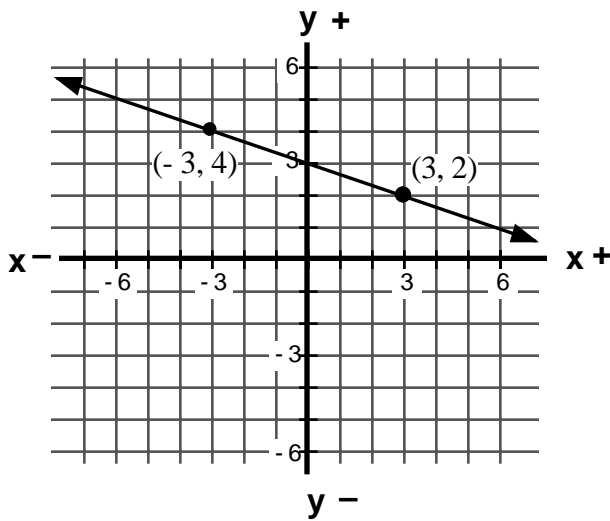
10. The line equation $y = \frac{2}{3}x - 1$ passes through the points $(-3, -3)$, $(0, -1)$ and $(3, 1)$. Plot these points in the x-y plane and draw the line that passes through them.



11. The line equation $y = -2x + 3$ passes through the points $(-2, 7)$, $(0, 3)$ and $(2, -1)$. Plot these points in the x-y plane and draw the line that passes through them.



12. The line equation $y = -\frac{1}{3}x + 3$ passes through the points $(-3, 4)$ and $(3, 2)$. Identify *three* other points that *appear* to be on the line.



13. The line equation $2x - y = 3$ passes through the points $(-1, -5)$ and $(2, 1)$. Identify *four* other points that *appear* to be on the line.

